

Flow Switches

Type **BFS-20-O** / **BFS-20-OL**

for liquids from 30 up to 600 cSt with optical display

Features

viscosity compensated from 30 to 600 cSt, set point continuously adjustable, rugged, low hysteresis, any mounting position, high accuracy and functional safety, with 1/2" connection also available as low cost version

Measuring ranges

0,1 ... 0,8 l/min to 30 ... 90 l/min for liquids up from 30 to 600 cSt.

Applications

Measuring and monitoring of liquids, e. g. in cooling or hydraulic systems, test beds, pumps etc.



Technical Data

BFS-20-O			
Measuring principle:	variable aera flow meter		
Materials:	brass version	stainless steel vers.	
Flow meter:	brass	1.4571	
Spring:	1.4571	1.4571	
Fitting:	brass, nickel-plated	1.4571	
Display Housing:	alumin, anodized	alumin, anodized	
Glass:	Duran 50	Duran 50	
Magnets:	ferrite	ferrite	
Operating pressure:	brass	VA	Pressure drop
BFS-20-O:	PN 10 bar	10 bar	0,02...0,4 bar
Operating temp.:	120 °C (standard), 160 °C (option HT)		
Accuracy:	±10% f. s.		
Electrical connection:	plug acc. to DIN EN 175301-803-C (Ex DIN 43650C)		
Contact rating:		(NO)	
BFS-20-O G1	250 V / 3 A / 100 VA	(SPDT)	
	250 V / 1,5 A / 50 VA		
Protection class:	IP65 (plug acc. to DIN EN 175301-803-C - Ex DIN 43650C)		
	IP67 (with moulded cable)		
Approvals:	e.g. ATEX, see www.barksdale.de		

Technical Data

BFS-20-OL			
Measuring principle:	variable aera flow meter		
Materials:	brass version	stainless steel vers.	
Flow meter:	brass, nickel-plated	1.4571	
Spring:	1.4571	1.4571	
Fitting:	brass, nickel-plated	1.4571	
Display Housing:	alumin, anodized	alumin, anodized	
Glass:	Duran 50	Duran 50	
Magnets:	ferrite	ferrite	
Operating pressure:	brass	VA	Pressure drop
BFS-20-OL:	PN 16 bar	16 bar	0,2...0,4 bar
Operating temp.:	120 °C (standard), 160 °C (option HT)		
Accuracy:	±10% f. s.		
Electrical connection:	plug acc. to DIN EN 175301-803-C (Ex DIN 43650C)		
Contact rating:		(NO)	
BFS-20-OL G1	250 V / 3 A / 100 VA	(SPDT)	
	250 V / 1,5 A / 50 VA		
Protection class:	IP65 (plug acc. to DIN EN 175301-803-C - Ex DIN 43650C)		
	IP67 (with moulded cable)		
Approvals:	e.g. ATEX, see www.barksdale.de		

Switch ranges

l/min

BFS-20-O G1/4:	BFS-20-O G1/2:	BFS-20-O G3/4:	BFS-20-O G1:
			0,1...0,8
			0,5...1,5
			1,0...4,0
			2,0...8
			3,0...10
			5,0...15
			8,0...24
			10...30
			15...45
			20...60
			30...90

Switch ranges

in l/min

BFS-20-OL G1/2:
0,5...1,7
1,3...4,0
2,5...8,0

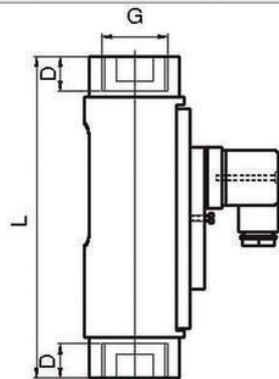
Flow Switches

Type **BFS-20-O** / **BFS-20-OL**

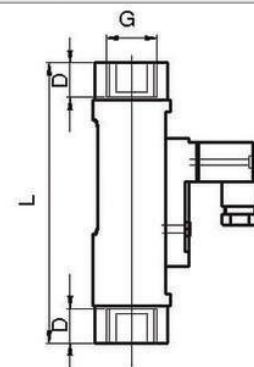
Dimensions (mm / inch)

Dimensions (in mm)

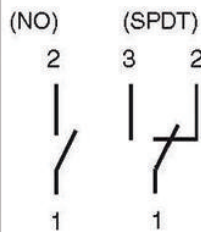
BFS-20-O



BFS-20-OL



Wiring diagram



	G 1/4	G 1/2	G 3/4	G 1
(G)	41	41	41	41
(hex)	41	41	41	41
(Ø)	50	50	50	50
(W)	77	77	77	77
(D)	17	17	17	17
(L)	145	145	139	158
Weight (g)	850	850	850	850

	G 1/2
(G)	27
(hex)	27
(Ø)	32
(W)	53
(D)	14
(L)	114
Weight (g)	300

Order Code

BFS-20-O	BFS-20-OL
Brass	Brass
0712-263 BFS-20-O-G1-MS-NO-ST	0712-262 BFS-20-OL-G1/2-MS-NO-ST
0712-345 BFS-20-O-G1-MS-WE-ST	0712-344 BFS-20-OL-G1/2-MS-WE-ST
Stainless Steel	Stainless Steel
0712-265 BFS-20-O-G1-SS-NO-ST	0712-264 BFS-20-OL-G1/2-SS-NO-ST
0712-347 BFS-20-O-G1-SS-WE-ST	0712-346 BFS-20-OL-G1/2-SS-WE-ST

The version BFS-20-O is also available with process connections, please see table on side before. To place an order please add the process connection to the order number.

Order number example: Order number + switching range = 0712-263, 3...10 l/min

Description

NO = normally open	O = with indication	MS = brass	Please specify switching range (see table on page previous) additional to order number.
WE = change-over	N = without indication	SS = stainless steel	